

Clip the Instrument

by Artie Almeida

Objective

Aural and visual recognition
of orchestral instruments



Summary

There are two games that may be used with the game board on pages 83 - 84: 1) an aural game where students listen to recorded examples of individual instruments and clip the instrument they heard, or 2) a verbal-clue game where you read various descriptions of instruments and students clip the instrument you described. The verbal clues often address how each instrument looks and therefore reinforce visual recognition.

Process

1. Purchase clothespins to use with this game, if desired, or simply have the students identify their answers by touching the correct instrument between their thumb and forefinger.
2. Reproduce the game board. You may cut them out prior to distributing, or ask each student to cut out his or her own game board.
3. Decide which game you'd like to play and, using the appropriate list of clues below, begin the game.
4. Have neighboring students check each other's answers, or ask students to turn their cards so you can see them. You may also number the clothespins and have students clip a series of instruments, then check the order.

Aural Recognition

Use the following CD tracks with the aural version of this game.

- | | |
|-----------------|-----------------|
| 25. Trombone | 34. String Bass |
| *26. Violin | 35. Oboe |
| 27. Bassoon | 36. F Horn |
| *28. Flute | *37. Harp |
| 29. Timpani | 38. Saxophone |
| 30. Cello | 39. Viola |
| *31. Trumpet | 40. Xylophone |
| *32. Clarinet | *41. Tuba |
| *33. Snare Drum | |

Verbal Clues

Use these clues with the spoken-clue version of this game.

- *1. Clip a brass instrument that uses a slide to play different notes. (Trombone)
- *2. Clip the highest sounding member of the orchestral string family. (Violin)
3. Clip a woodwind instrument that uses a double reed and bocal (a short pipe onto which the reed fits). (Bassoon)
4. Clip the highest sounding member of the woodwind family. The modern version is made of metal, but earlier versions were made of wood, ceramic and even bone. (Flute. You may wish to discuss that the Piccolo is an even higher version of this instrument.)
5. Clip a percussion instrument that looks like a large copper kettle and therefore has the nickname, Kettle Drums. (Timpani)
- *6. Clip a string instrument that is rather large, with a peg that touches the floor and helps to correctly position the instrument. Players sit in a chair to play this instrument. (Cello)
- *7. Clip the highest sounding member of the brass family. (Trumpet)
8. Clip a single-reed instrument that is made of wood. (Clarinet)
9. Clip a percussion instrument that has a membrane on the top and the bottom, as well as thin metal strips that vibrate against the bottom membrane and create its unique sound. (Snare Drum)
- *10. Clip a large string instrument that has a very low sound, four strings, and a short peg upon which it stands. The player must stand or sit on a tall stool to play this instrument. (String Bass)
11. Clip a small double-reed instrument. (Oboe)
- *12. Clip a brass instrument that is designed in a circular shape. It has three valves, which are pressed with the player's left hand. If this instrument were straightened, the tubing would be over 11 feet long! (F Horn)
- *13. Clip a large string instrument that contains many strings, as well as numerous foot pedals. (Harp)
- *14. Clip a woodwind instrument that uses a single reed but is made of brass. (Saxophone)
- *15. Clip a string instrument that resembles a violin but is slightly larger, and therefore lower in pitch. (Viola)
16. Clip a percussion instrument that is constructed of tuned wooden bars. (Xylophone)
- *17. Clip the lowest sounding member of the brass family. (Tuba)

Clip the Instrument

by Artie Almeida

Directions for this aural instrument-recognition activity appear on page 85.

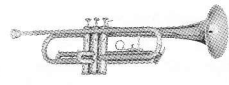
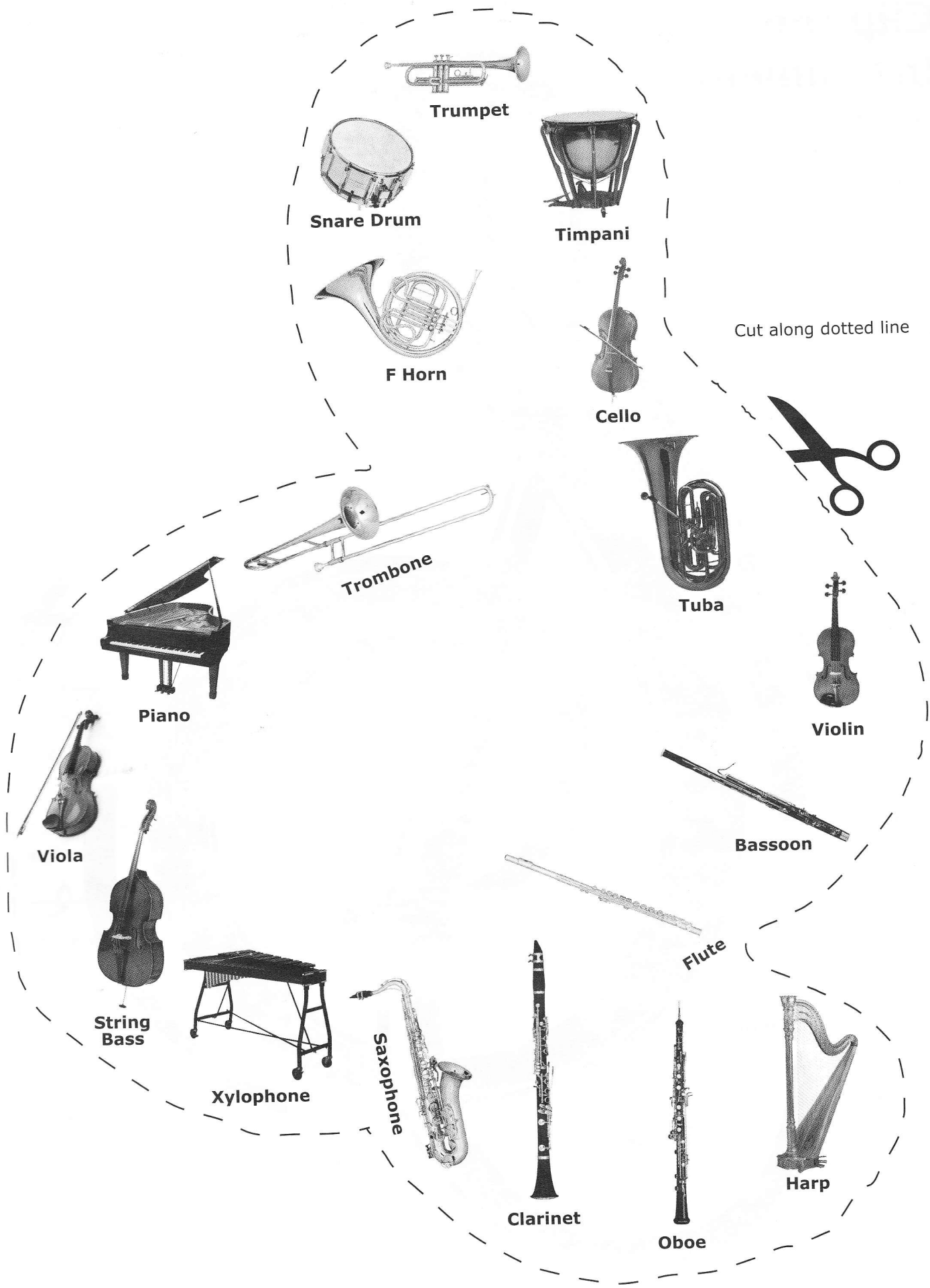
The original subscriber of *Activate!* has permission to reproduce this song or activity for use in his or her classroom.

©2006 Heritage Music Press, a division of The Lorenz Corporation. All rights reserved.

Clip the Instrument!

Cut along dotted line





Trumpet



Snare Drum



Timpani




F Horn



Cello



Trombone



Tuba



Violin



Piano



Viola



String Bass



Xylophone



Saxophone



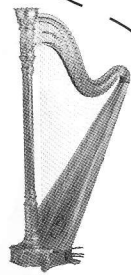
Flute



Clarinet



Oboe



Harp

Cut along dotted line

